


CROPVOICE LOGO

Primary Logo Style and Clear Space




Blue indicates Clear Space. The blue area must be kept free of other elements.

Grey padding indicates Safe Zone.

Magenta indicates type and element alignment and boundaries.

Icon Usage Style



Acceptable Logo Usage



Minimum Logo Width




Colors



Pantone 2303 C
(spot color match similar to hex)
C=43 M=11 Y=76 K=0
R=158 G=179 B=86
#9EB356



Pantone 5753 C
(spot color match similar to hex)
C=42 M=16 Y=80 K=58
R=64 G=103 B=56
#5E6738



Black
C=100 M=0 Y=0 K=0
R=0 G=0 B=0
#000000

FONTS USED IN LOGOTYPE

Please ensure the CropVoice logo is an original logo, unaltered and unedited, and is featured on all external and internal communications. If for some reason you feel as though you do not have the approved CropVoice logo. Contact InnerPlant to receive an authorized logo package.

The "CROPVOICE" type is a fully customized typeface and should not be replicated using a standard font.

DONT ABUSE YOUR LOGO



DON'T CHANGE ELEMENT POSITION

DON'T STRETCH OR DISTORT

DON'T CHANGE FONTS/COLORS

DON'T STRETCH ELEMENT SIZE